

TEST REPORT



Report No: TWN2506516-02E

Applicant: Eastern Times Technology Co.,Ltd

Product: 2.4G WIRELESS KEYBOARD & MOUSE BUNDLE

Model No: BS-8418, BM-2796, DS-2796

Trademark: REDRAGON

Test Standards: ETSI EN301 489-1 v 2.2.3 (2019-11)
ETSI EN301 489-3 v 2.3.2 (2023-01)

Test Result: The EMC testing has been performed on the submitted samples and found in compliance with Radio Equipment Directive (RED) 2014/53/EU and EMC Directive 2014/30/EU

Approved By
Terry Tang

Terry Tang
EMC Manager

Dated: August 13, 2025

Results appearing herein relate only to the sample tested
The technical reports is issued errors and omissions exempt and is subject to withdrawal at

SHENZHEN TIMEWAY TESTING LABORATORIES.

Zone C, 1st Floor, Block B, Jun Xiang Da Building, Zhongshan Park Road West, Tong Le Village, Nanshan District, Shenzhen, China
Tel (+86 755)8344 8688 Fax (+86 755)8344 2996 Email:info@timeway-lab.com



Special Statement:

FCC-Registration No.: 744189

The EMC Laboratory has been registered and fully described in a report filed with the (FCC) Federal Communications commission. The acceptance letter from the FCC is maintained in our files. Registration No.: 744189.

ISED —Registration No.:5205A

The EMC Laboratory has been registered by Certification and Engineering Bureau of ISED for radio equipment testing with Registration No.: 5205A.

A2LA (Certification Number:5013.01)

The EMC Laboratory has been accredited by the American Association for Laboratory Accreditation (A2LA). Certification Number:5013.01

CAB identifier: CN0033

The report refers only to the sample tested and does not apply to the bulk.
This report is issued in confidence to the client and it will be strictly treated as such by the SHENZHEN TIMEWAY TESTING LABORATORIES. It may not be reproduced rather in its entirety or in part and it may not be used for adverting. The client to whom the report is issued may, however, show or send it . or a certified copy there of prepared by the SHENZHEN TIMEWAY TESTING LABORATORIES. to his customer. Supplier or others persons directly concerned. SHENZHEN TIMEWAY TESTING LABORATORIES. will not, without the consent of the client enter into any discussion of correspondence with any third party concerning the contents of the report.
In the event of the improper use of the report. The SHENZHEN TIMEWAY TESTING LABORATORIES. reserves the rights to withdraw it and to adopt any other remedies which may be appropriate.



Table of Contents

1.0	General Details	4
1.1	Notes.....	4
1.2	Test Lab Details.....	4
1.3	Details of Applicant.....	4
1.4	Application Details.....	4
1.5	Test Item.....	5
1.6	Equipment Classification.....	6
1.7	List of Ports.....	6
1.8	Ancillary and Peripheral Devices.....	6
1.9	Test Standards.....	7
1.10	Test By.....	7
2.0	Technical Test	8
2.1	Summary of Test Result.....	8
2.2	Test Report.....	8
	Clause 8.2 Emission Test- Radiated Emissions.....	11
	Clause 8.4 AC Line Conducted Emissions.	17
	Clause 8.5 Harmonic Current Emissions.....	20
	Clause 8.6 Flicker and Voltage Fluctuation.....	22
	Clause 9.2 Immunity Test- Radiated, RF Electromagnetic Fields.....	23
	Clause 9.3 Electrostatic Discharge.....	24
	Clause 9.4 Fast Transient Common Mode.....	25
	Clause 9.5 RF Common Mode.....	26
	Clause 9.7 Voltage Dips.....	27
	Clause 9.8 Surge Common & differential Mode (1-phase).....	28
3.0	CE Label	29
4.0	Photograph-Test Set up	30
4.1	Photograph-Conducted Test Set up	30
4.2	Photograph-Radiated Emissions Test Set up.....	31
4.3	Photograph-ESD Test Set up.....	32
5.0	Photograph-EUT	33
6.0	Test Equipments	33

The report refers only to the sample tested and does not apply to the bulk.
This report is issued in confidence to the client and it will be strictly treated as such by the SHENZHEN TIMEWAY TESTING LABORATORIES. It may not be reproduced rather in its entirety or in part and it may not be used for advertising. The client to whom the report is issued may, however, show or send it . or a certified copy there of prepared by the SHENZHEN TIMEWAY TESTING LABORATORIES. to his customer. Supplier or others persons directly concerned. SHENZHEN TIMEWAY TESTING LABORATORIES. will not, without the consent of the client enter into any discussion of correspondence with any third party concerning the contents of the report.
In the event of the improper use of the report. The SHENZHEN TIMEWAY TESTING LABORATORIES. reserves the rights to withdraw it and to adopt any other remedies which may be appropriate.



1. General Information

1.1 Notes

The test results of this report relate exclusively to the test item specified in 1.5. The TIMEWAY Lab does not assume Responsibility for any conclusions and generalizations drawn from the test results with regard to other specimens or samples of the type of the equipment represented by the test item. The test report may only be reproduced or published in full. Reproduction or publication of extracts from the report requires the prior written approval of the TIMEWAY Lab.

1.2 Testing Laboratory

SHENZHEN TIMEWAY TESTING LABORATORIES.

Zone C, 1st Floor, Block B, Jun Xiang Da Building, Zhongshan Park Road West, Tong Le Village, Nanshan District, Shenzhen, China

Tel: +86 755 83448688 Fax :+86 755 83442996

Internet: www.timeway-lab.com

Site on File With the Federal Communications and Commission – United States

Registration Number: 744189

For 3m Anechoic Chamber

Site Listed with ISED of Ottawa, Canada

Registration Number: IC: 5205A

For 3m Anechoic Chamber

1.3 Details of Applicant

Name: Eastern Times Technology Co.,Ltd

Address: Building D, Nan An Industrial Area, Youganpu Village, Fenggang Town, Dongguan City, Guangdong, China.

1.4 Application Details

Date of Receipt of Application: June 16, 2025

Date of Receipt of Test Item: June 16, 2025

Date of Test: June 16, 2025 ~ August 13, 2025

The report refers only to the sample tested and does not apply to the bulk.

This report is issued in confidence to the client and it will be strictly treated as such by the SHENZHEN TIMEWAY TESTING LABORATORIES. It may not be reproduced rather in its entirety or in part and it may not be used for advertising. The client to whom the report is issued may, however, show or send it . or a certified copy there of prepared by the SHENZHEN TIMEWAY TESTING LABORATORIES. to his customer. Supplier or others persons directly concerned. SHENZHEN TIMEWAY TESTING LABORATORIES. will not, without the consent of the client enter into any discussion of correspondence with any third party concerning the contents of the report.

In the event of the improper use of the report. The SHENZHEN TIMEWAY TESTING LABORATORIES. reserves the rights to withdraw it and to adopt any other remedies which may be appropriate.



1.5 Test Item

Manufacturer: Eastern Times Technology Co.,Ltd

Address: Building D, Nan An Industrial Area, Youganpu Village, Fenggang Town, Dongguan City, Guangdong, China.

Trademark: REDRAGON

Model No.: BS-8418

Additional Model: BM-2796, DS-2796

Description: 2.4G WIRELESS KEYBOARD & MOUSE BUNDLE

Additional Information

Frequency: 2403MHz-2480MHz for Mouse/dongle Part

Channel Number: 16

Channel List (unit: MHz): 2403, 2422, 2441, 2463, 2407, 2436, 2459, 2466, 2414, 2419, 2439, 2453, 2426, 2445, 2473, 2480

Modulation Type: GFSK

Antenna Designation: PCB antenna with maximum gain 2.24dBi for Mouse part and -0.71dBi for USB dongle part

Power Supply: DC5V hosted from PC for USB dongle part and DC1.5V, 1pc AA batteries for Mouse part

Operation Distance: N/A

Resolution: N/A

Extreme Temp. Tolerance: -10°C to 55°C

Note: Classification according to CEPT/ERC Recommendation 70-03 & ETSI EN301 489-3 v 2.3.2 (2023-01)

The report refers only to the sample tested and does not apply to the bulk.

This report is issued in confidence to the client and it will be strictly treated as such by the SHENZHEN TIMEWAY TESTING LABORATORIES. It may not be reproduced either in its entirety or in part and it may not be used for advertising. The client to whom the report is issued may, however, show or send it or a certified copy thereof prepared by the SHENZHEN TIMEWAY TESTING LABORATORIES to his customer, Supplier or other persons directly concerned. SHENZHEN TIMEWAY TESTING LABORATORIES will not, without the consent of the client enter into any discussion of correspondence with any third party concerning the contents of the report.

In the event of the improper use of the report, the SHENZHEN TIMEWAY TESTING LABORATORIES reserves the rights to withdraw it and to adopt any other remedies which may be appropriate.



1.6 Equipment Classification

Equipment Category: 3

1.7 List of Ports

Port	Description	Classification ¹	Maximum cable Length	Cable Type
N/A				

Note ¹ports shall be classified as ac power, dc power or signal/control port.

²Maximum cable length corresponding to the appropriate ports shall be classified as $\leq 3\text{m}$ or $> 3\text{m}$.

1.8 Ancillary and Peripheral Devices

Description	Designation	Serial No.	Manufacturer
N/A			

List of Peripheral Devices Used for Testing

Description	Designation	Serial No.	Manufacturer
N/A			

Note: An Equipment (apparatus) used in connection with a receiver or transmitter is considered as an ancillary Equipment (apparatus) if:

- a. The equipment is intended for use in conjunction with a receiver or transmitter to provide additional operational and/or control features to the radio equipment. (e.g. to extend control to another position or location); and
- b. The equipment cannot be used on a stand alone basis to provide user functions independently of a receiver or transmitter; and
- c. The receiver or transmitter to which it is connected, is capable of providing some intended operation such as transmitting and/or receiving without the ancillary equipment (i.e. it is not a sub-unit of the main equipment essential to the main equipment basic functions).

The report refers only to the sample tested and does not apply to the bulk.

This report is issued in confidence to the client and it will be strictly treated as such by the SHENZHEN TIMEWAY TESTING LABORATORIES. It may not be reproduced either in its entirety or in part and it may not be used for advertising. The client to whom the report is issued may, however, show or send it or a certified copy thereof prepared by the SHENZHEN TIMEWAY TESTING LABORATORIES to his customer. Supplier or other persons directly concerned. SHENZHEN TIMEWAY TESTING LABORATORIES will not, without the consent of the client enter into any discussion of correspondence with any third party concerning the contents of the report.

In the event of the improper use of the report. The SHENZHEN TIMEWAY TESTING LABORATORIES reserves the rights to withdraw it and to adopt any other remedies which may be appropriate.



2. Technical Test

2.1 Summary of Test Results

No deviations from the technical specification(s) were ascertained in the course of the tests Performed	
Final Verdict: (Only "Passed" if all Measurements are "Passed")	Pass

2.2 Test Report

Emission (EMI)

EMI Phenomenon	Port	Requirement		EUT Setup	Result	Applicability
		Standard	Basic Standard			
Conducted Interference Voltage	AC Mains	ETSI EN 301489-1: 2019-11 Clause 8.4	EN 55032:2015 +A11:2020 +A1:2020	Refer to Section 4	Complies	Applicable
Radiated Interference Field Strength 30~6000MHz	Enclosure	ETSI EN 301489-1: 2019-11 Clause 8.2	EN 55032:2015 +A11:2020 +A1:2020	Refer to Section 4	Complies	Applicable
Harmonic Current Emissions	AC Mains Input Port	ETSI EN 301489-1: 2019-11 Clause 8.5	EN IEC 61000-3-2: 2019+A1:2021	Refer to Section 4	Complies	Not Applicable
Flicker & Voltage Fluctuation	AC Mains Input Port	ETSI EN 301489-1: 2019-11 Clause 8.6	EN 61000-3-3: 2013+A2:2021 +AC:2022-01	Refer to Section 4	Complies	Not Applicable

The report refers only to the sample tested and does not apply to the bulk.

This report is issued in confidence to the client and it will be strictly treated as such by the SHENZHEN TIMEWAY TESTING LABORATORIES. It may not be reproduced either in its entirety or in part and it may not be used for advertising. The client to whom the report is issued may, however, show or send it, or a certified copy thereof prepared by the SHENZHEN TIMEWAY TESTING LABORATORIES, to his customer, Supplier or other persons directly concerned. SHENZHEN TIMEWAY TESTING LABORATORIES, will not, without the consent of the client enter into any discussion of correspondence with any third party concerning the contents of the report.

In the event of the improper use of the report, The SHENZHEN TIMEWAY TESTING LABORATORIES, reserves the rights to withdraw it and to adopt any other remedies which may be appropriate.



Immunity (EMS)

EM3 Phenomenon	Port	Requirement		EUT Setup	Result	Applicability
		Standard	Basic Standard			
Electronic Discharge (ESD)	Enclosure	ETSI EN 301 489-1: 2019-11 Clause 9.3	EN 61000-4-2: 2009	Refer to Section 4	Complies	Applicable
RF-Electro-Magnetic Field (80-6000MHz)	Enclosure	ETSI EN 301 489-1: 2019-11 Clause 9.2	EN IEC 61000-4-3:2020	Refer to Section 4	Complies	Applicable
Fast Transients, Burst	Power Line AC/DC	ETSI EN 301 489-1: 2019-11 Clause 9.4	EN 61000-4-4: 2012	Refer to Section 4	Complies	Applicable
Surge	Power Line (1 phase)	ETSI EN 301 489-1: 2019-11 Clause 9.8	EN 61000-4-5: 2014	Refer to Section 4	Complies	Applicable
Transients & Surge Vehicular Environment	Power Line (Car Charge)	ETSI EN 301 489-1: 2019-11 Clause 9.6	ISO 7637-1/2	Refer to Section 4	Complies	Not Applicable
RF Common Mode (0.15-80MHz)	Power Line AC/DC signal Lines	ETSI EN 301 489-1: 2019-11 Clause 9.5	EN 61000-4-6: 2014	Refer to Section 4	Complies	Applicable
Vol. Dips, Interruptions & Fluctuations (AC Power)	Input & Output AC Ports only	ETSI EN 301 489-1: 2019-11 Clause 9.7	EN IEC 61000-4-11: 2020	Refer to Section 4	Complies	Applicable

The report refers only to the sample tested and does not apply to the bulk.
This report is issued in confidence to the client and it will be strictly treated as such by the SHENZHEN TIMEWAY TESTING LABORATORIES. It may not be reproduced rather in its entirety or in part and it may not be used for advertising. The client to whom the report is issued may, however, show or send it . or a certified copy there of prepared by the SHENZHEN TIMEWAY TESTING LABORATORIES. to his customer. Supplier or others persons directly concerned. SHENZHEN TIMEWAY TESTING LABORATORIES. will not, without the consent of the client enter into any discussion of correspondence with any third party concerning the contents of the report.
In the event of the improper use of the report. The SHENZHEN TIMEWAY TESTING LABORATORIES. reserves the rights to withdraw it and to adopt any other remedies which may be appropriate.



N/A=Not Applicable

-Performance criteria A for immunity tests with phenomena of a continuous nature;

Communication between the Tx and Rx in the front of pings should not drop during the test.

-Performance criteria B for immunity tests with phenomena of a transient nature;

N/A

-Performance criteria C for immunity tests with power interruptions exceeding a certain time.

N/A

Note: For details see subclause 6.1 ETSI EN 301 489-3

2.3 Measurement Uncertainty

The reported uncertainty of measurement $y \pm U$, where expanded uncertainty U is based on a standard uncertainty multiplied by a coverage factor of $k=2$, providing a level of confidence of approximately 95 %.

Test Item	Uncertainty
Conducted Emissions	3.6dB
Radiated Emissions	4.7dB (Below 1GHz); 5.0dB (above 1GHz)
Harmonic Current Emission	1.2%
Voltage Fluctuations and Flicker	1.5%
Electrostatic Discharge	The waveform of voltage: 1.6%; Time: 3.1%
RF Electromagnetic Field	3.1dB
Electrical Fast Transients	The waveform of voltage: 1.5%; Time: 2.9%
Surge	The waveform of voltage: 1.5%; Time: 2.9%
RF Common Mode	3.9dB
Voltage Dips and Interruptions	The waveform of voltage: 1.5%; Time: 2.9%

The report refers only to the sample tested and does not apply to the bulk.
This report is issued in confidence to the client and it will be strictly treated as such by the SHENZHEN TIMEWAY TESTING LABORATORIES. It may not be reproduced rather in its entirety or in part and it may not be used for advertising. The client to whom the report is issued may, however, show or send it . or a certified copy there of prepared by the SHENZHEN TIMEWAY TESTING LABORATORIES. to his customer. Supplier or others persons directly concerned. SHENZHEN TIMEWAY TESTING LABORATORIES. will not, without the consent of the client enter into any discussion of correspondence with any third party concerning the contents of the report.
In the event of the improper use of the report. The SHENZHEN TIMEWAY TESTING LABORATORIES. reserves the rights to withdraw it and to adopt any other remedies which may be appropriate.



Clause 8.2 Emission Test – Radiated Emission

This test assesses that ability of ancillary equipment to limit their internal noise from being radiated from the enclosure.

According to EMC basic standard (EN 55032)

Measurement according to EMC basic standard, The test results correspond to the 3m Semi-Anechoic Chamber results.

The EUT and it simulators are placed on a turntable which is 0.8 meter above ground. The turntable can rotate 360 degrees to determine the position of the maximum emission level. The EUT was positioned such that the distance from antenna to the EUT was 3 meters.

The antenna can move up and down between 1 meter and 4 meters to find out the maximum emission level. Both horizontal and vertical polarization of the antenna is set on measurement. In order to find the maximum emission, all of The interface cables must be manipulated according to EN55032: 2015 on radiated measurement.

Radiated emissions were investigated over the frequency range from 30MHz to 1 GHz using a receiver bandwidth of 120kHz.

Radiated emissions were investigated over the frequency range from 30MHz to 6 GHz

Radiated Emission was performed at an antenna to EUT distance of 3 meters.

The report refers only to the sample tested and does not apply to the bulk.

This report is issued in confidence to the client and it will be strictly treated as such by the SHENZHEN TIMEWAY TESTING LABORATORIES. It may not be reproduced rather in its entirety or in part and it may not be used for advertising. The client to whom the report is issued may, however, show or send it . or a certified copy there of prepared by the SHENZHEN TIMEWAY TESTING LABORATORIES. to his customer. Supplier or others persons directly concerned. SHENZHEN TIMEWAY TESTING LABORATORIES. will not, without the consent of the client enter into any discussion of correspondence with any third party concerning the contents of the report.

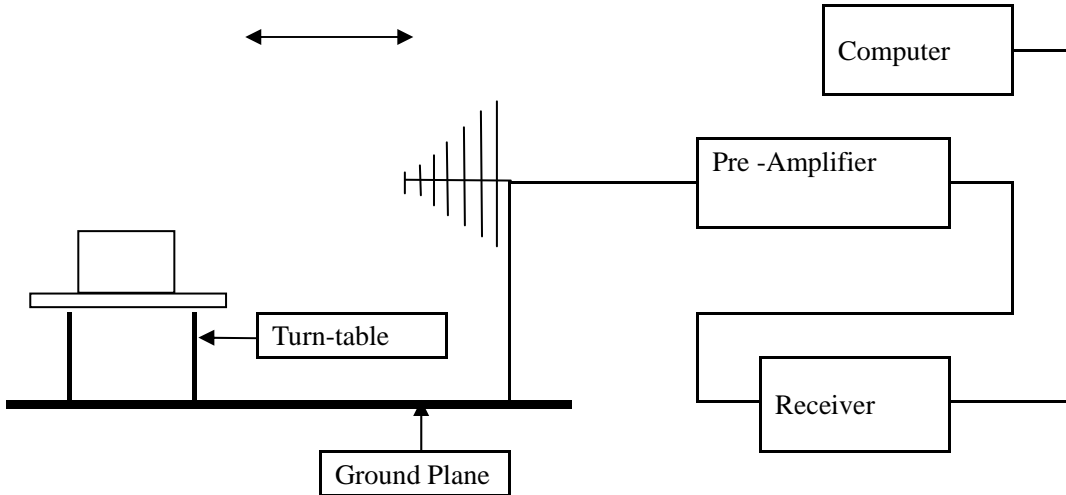
In the event of the improper use of the report. The SHENZHEN TIMEWAY TESTING LABORATORIES. reserves the rights to withdraw it and to adopt any other remedies which may be appropriate.



Radiated Emission Test

Block diagram of Test setup

Distance = 3m



Power line conducted Emission Limit

Frequency Range (MHz)	Distance (m)	Quasi-Peak limits (dB μ V/m)
30-230	10/3	30.0/40.0
230-1000	10/3	37.0/47.0
1000-3000	3	50 (AV) /70 (PK)
3000-6000	3	54 (AV) /74 (PK)

Note: The lower limit shall apply at the transition frequencies

Test result

Please refer to following table

The report refers only to the sample tested and does not apply to the bulk.
 This report is issued in confidence to the client and it will be strictly treated as such by the SHENZHEN TIMEWAY TESTING LABORATORIES. It may not be reproduced rather in its entirety or in part and it may not be used for advertising. The client to whom the report is issued may, however, show or send it . or a certified copy there of prepared by the SHENZHEN TIMEWAY TESTING LABORATORIES. to his customer. Supplier or others persons directly concerned. SHENZHEN TIMEWAY TESTING LABORATORIES. will not, without the consent of the client enter into any discussion of correspondence with any third party concerning the contents of the report.
 In the event of the improper use of the report. The SHENZHEN TIMEWAY TESTING LABORATORIES. reserves the rights to withdraw it and to adopt any other remedies which may be appropriate.



A: Radiated Disturbance (30MHz----1000MHz)

EUT Operating Environment

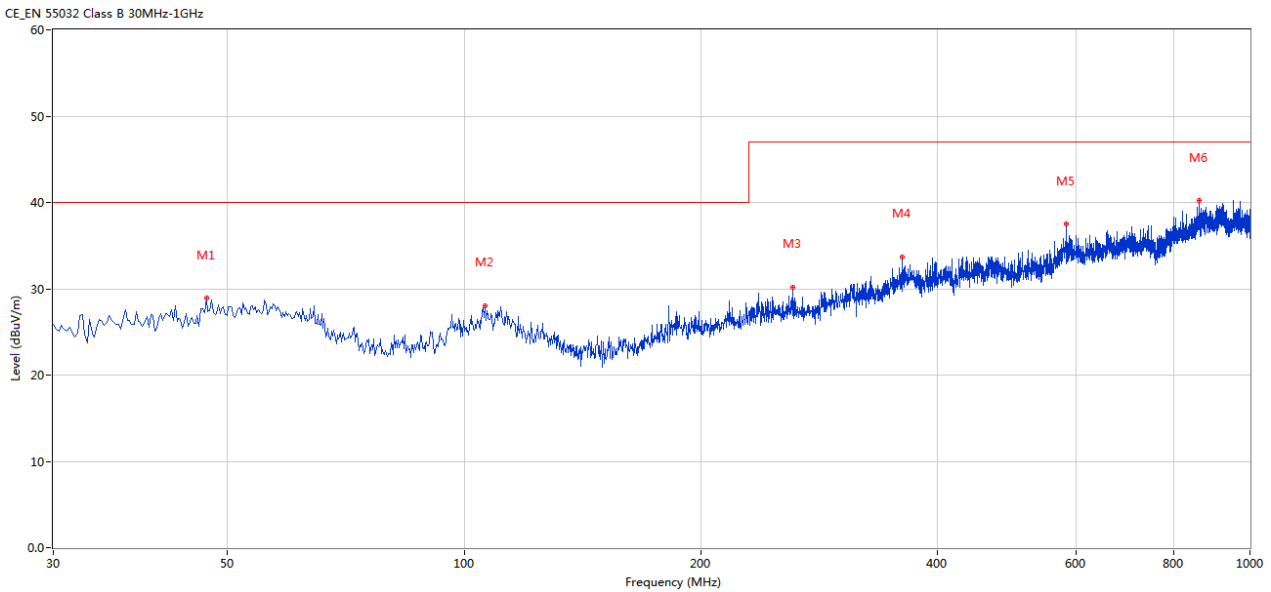
Temperature: 25°C Humidity: 55%RH Atmospheric Pressure: 101 kPa

EUT set Condition: Mouse Communication with Dongle

Equipment Level: Class B

Results: Pass

Please refer to following diagram for individual



No.	Frequency (MHz)	Results (dBuV/m)	Factor (dB)	Limit (dBuV/m)	Margin (dB)	Detector	Table (Degree)	Height (cm)	Antenna	Verdict
1	46.971	28.92	-5.71	40.0	11.08	Peak	59.00	100	Horizontal	Pass
2	106.368	28.07	-6.15	40.0	11.93	Peak	271.00	100	Horizontal	Pass
3	262.257	30.22	-5.10	47.0	16.78	Peak	271.00	100	Horizontal	Pass
4	360.445	33.66	-1.88	47.0	13.34	Peak	240.00	100	Horizontal	Pass
5	583.489	37.56	1.66	47.0	9.44	Peak	280.00	100	Horizontal	Pass
6	862.779	40.22	4.89	47.0	6.78	Peak	279.00	100	Horizontal	Pass

The report refers only to the sample tested and does not apply to the bulk.

This report is issued in confidence to the client and it will be strictly treated as such by the SHENZHEN TIMEWAY TESTING LABORATORIES. It may not be reproduced rather in its entirety or in part and it may not be used for advertising. The client to whom the report is issued may, however, show or send it or a certified copy thereof prepared by the SHENZHEN TIMEWAY TESTING LABORATORIES to his customer. Supplier or others persons directly concerned. SHENZHEN TIMEWAY TESTING LABORATORIES will not, without the consent of the client enter into any discussion of correspondence with any third party concerning the contents of the report.

In the event of the improper use of the report. The SHENZHEN TIMEWAY TESTING LABORATORIES reserves the rights to withdraw it and to adopt any other remedies which may be appropriate.



B: Radiated Disturbance (30MHz----1000MHz)

EUT Operating Environment

Temperature: 25°C Humidity: 55%RH Atmospheric Pressure: 101 kPa

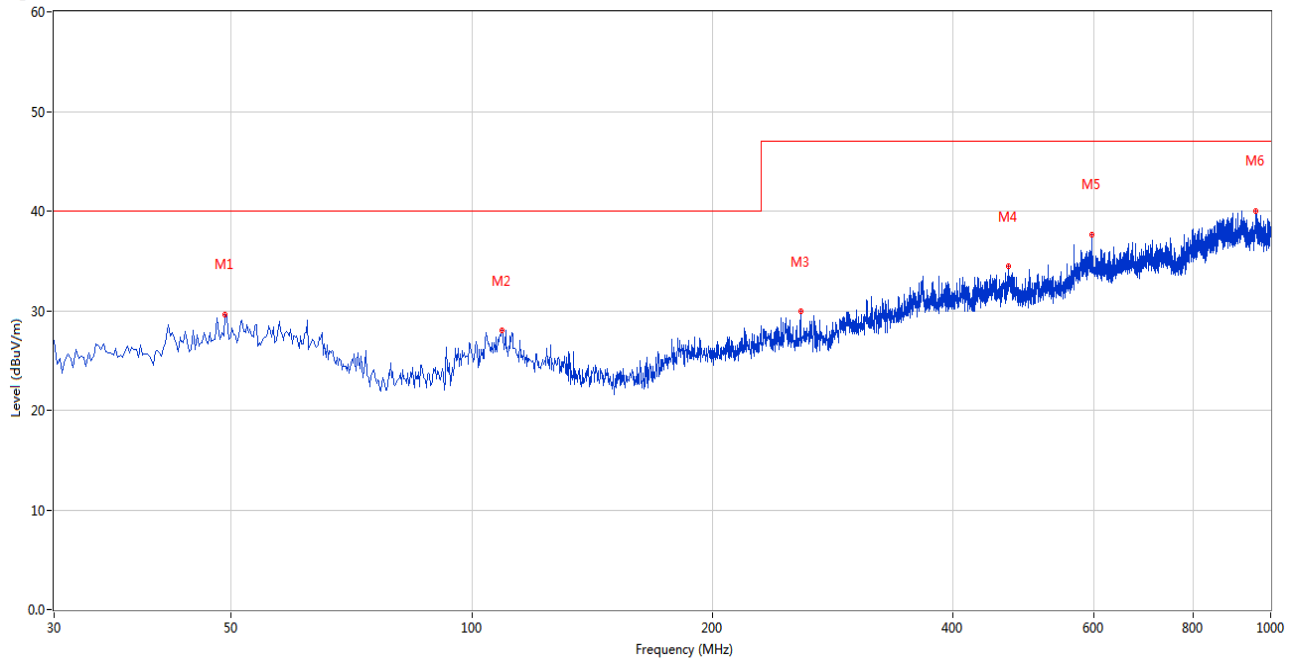
EUT set Condition: Mouse Communication with Dongle

Equipment Level: Class B

Results: Pass

Please refer to following diagram for individual

CE_EN 55032 Class B 30MHz-1GHz



No.	Frequency (MHz)	Results (dBuV/m)	Factor (dB)	Limit (dBuV/m)	Margin (dB)	Detector	Table (Degree)	Height (cm)	Antenna	Verdict
1	49.153	29.64	-5.24	40.0	10.36	Peak	328.00	100	Vertical	Pass
2	109.035	27.99	-5.98	40.0	12.01	Peak	134.00	100	Vertical	Pass
3	257.893	29.93	-4.99	47.0	17.07	Peak	230.00	100	Vertical	Pass
4	469.785	34.45	-0.09	47.0	12.55	Peak	103.00	100	Vertical	Pass
5	596.581	37.61	1.57	47.0	9.39	Peak	175.00	100	Vertical	Pass
6	957.331	40.05	5.08	47.0	6.95	Peak	321.00	100	Vertical	Pass

The report refers only to the sample tested and does not apply to the bulk.

This report is issued in confidence to the client and it will be strictly treated as such by the SHENZHEN TIMEWAY TESTING LABORATORIES. It may not be reproduced rather in its entirety or in part and it may not be used for advertising. The client to whom the report is issued may, however, show or send it . or a certified copy there of prepared by the SHENZHEN TIMEWAY TESTING LABORATORIES. to his customer. Supplier or others persons directly concerned. SHENZHEN TIMEWAY TESTING LABORATORIES. will not, without the consent of the client enter into any discussion of correspondence with any third party concerning the contents of the report.

In the event of the improper use of the report. The SHENZHEN TIMEWAY TESTING LABORATORIES. reserves the rights to withdraw it and to adopt any other remedies which may be appropriate.



C: Radiated Disturbance (1000MHz---6000MHz) --- Horizontal

EUT Operating Environment

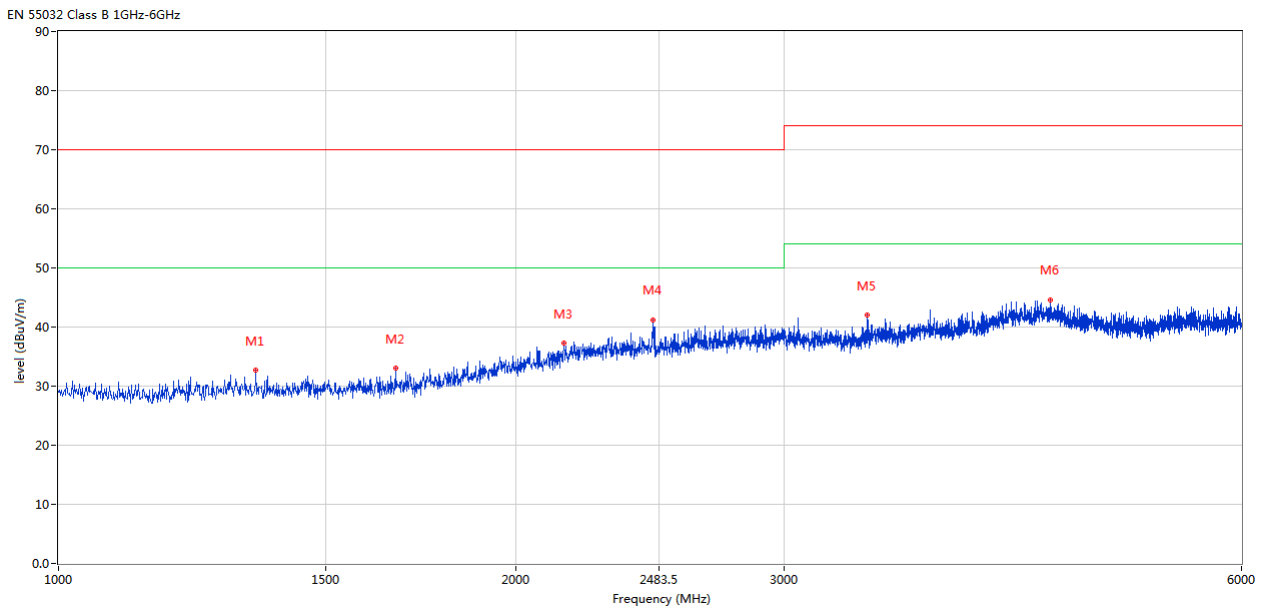
Temperature: 25°C Humidity: 55%RH Atmospheric Pressure: 101 kPa

EUT set Condition: Mouse Communication with Dongle

Equipment Level: Class B

Results: Pass

Please refer to following diagram for individual



No.	Frequency (MHz)	Results (dBuV/m)	Factor (dB)	Limit (dBuV/m)	Over Limit (dB)	Detector	Table (o)	Height (cm)	ANT	Verdict
1	1348.663	32.69	-8.20	70.0	-37.31	Peak	1.00	100	Horizontal	Pass
2	1666.083	33.01	-7.69	70.0	-36.99	Peak	15.00	100	Horizontal	Pass
3	2150.962	37.23	-3.74	70.0	-32.77	Peak	5.00	100	Horizontal	Pass
4	2460.885	41.19	-3.57	70.0	-28.81	Peak	5.00	100	Horizontal	Pass
5	3405.649	42.00	-1.75	74.0	-32.00	Peak	3.00	100	Horizontal	Pass
6	4489.128	44.62	2.19	74.0	-29.38	Peak	14.00	100	Horizontal	Pass

The report refers only to the sample tested and does not apply to the bulk.
 This report is issued in confidence to the client and it will be strictly treated as such by the SHENZHEN TIMEWAY TESTING LABORATORIES. It may not be reproduced in its entirety or in part and it may not be used for advertising. The client to whom the report is issued may, however, show or send it or a certified copy thereof prepared by the SHENZHEN TIMEWAY TESTING LABORATORIES to his customer. Supplier or others persons directly concerned. SHENZHEN TIMEWAY TESTING LABORATORIES will not, without the consent of the client enter into any discussion of correspondence with any third party concerning the contents of the report.
 In the event of the improper use of the report. The SHENZHEN TIMEWAY TESTING LABORATORIES reserves the rights to withdraw it and to adopt any other remedies which may be appropriate.



D: Radiated Disturbance (1000MHz----6000MHz) --- Vertical

EUT Operating Environment

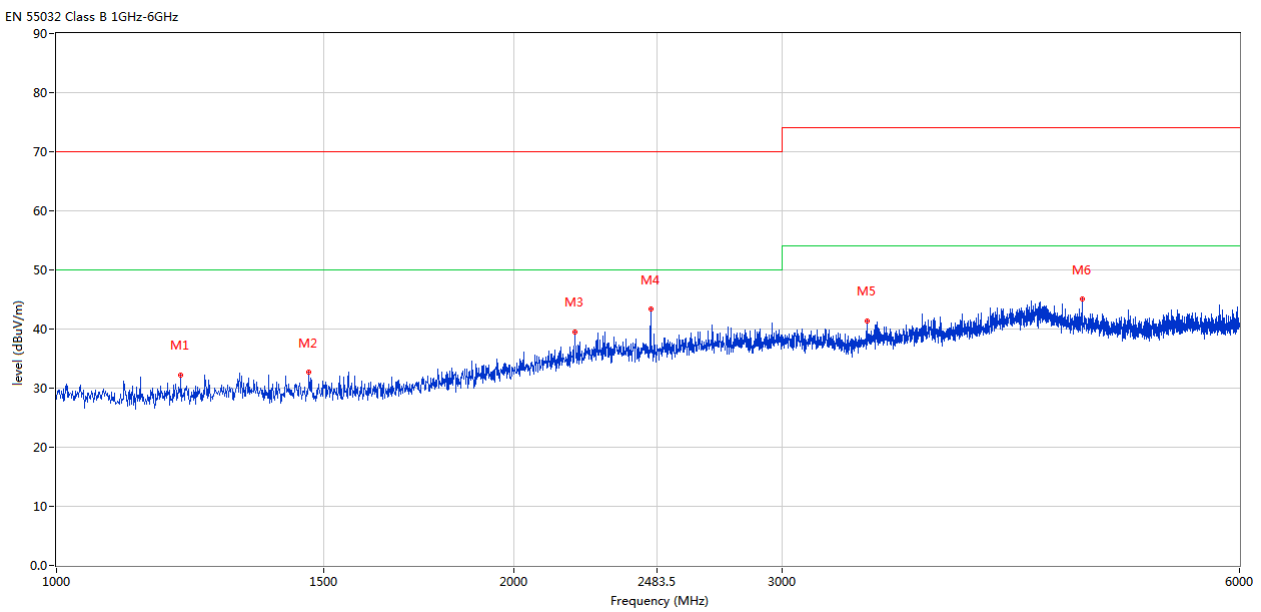
Temperature: 25°C Humidity: 55%RH Atmospheric Pressure: 101 kPa

EUT set Condition: Mouse Communication with Dongle

Equipment Level: Class B

Results: Pass

Please refer to following diagram for individual



No.	Frequency (MHz)	Results (dBuV/m)	Factor (dB)	Limit (dBuV/m)	Over Limit (dB)	Detector	Table (o)	Height (cm)	ANT	Verdict
1	1201.200	28.29	-8.92	70.0	-41.71	Peak	9.00	100	Vertical	Pass
2	1466.133	32.71	-8.16	70.0	-37.29	Peak	5.00	100	Vertical	Pass
3	2192.202	39.50	-3.32	70.0	-30.50	Peak	14.00	100	Vertical	Pass
4	2459.635	43.35	-3.57	70.0	-26.65	Peak	11.00	100	Vertical	Pass
5	3411.897	41.43	-1.71	74.0	-32.57	Peak	7.00	100	Vertical	Pass
6	4729.068	45.02	2.95	74.0	-28.98	Peak	10.00	100	Vertical	Pass

The report refers only to the sample tested and does not apply to the bulk.
 This report is issued in confidence to the client and it will be strictly treated as such by the SHENZHEN TIMEWAY TESTING LABORATORIES. It may not be reproduced rather in its entirety or in part and it may not be used for advertising. The client to whom the report is issued may, however, show or send it . or a certified copy there of prepared by the SHENZHEN TIMEWAY TESTING LABORATORIES. to his customer. Supplier or others persons directly concerned. SHENZHEN TIMEWAY TESTING LABORATORIES. will not, without the consent of the client enter into any discussion of correspondence with any third party concerning the contents of the report.
 In the event of the improper use of the report. The SHENZHEN TIMEWAY TESTING LABORATORIES. reserves the rights to withdraw it and to adopt any other remedies which may be appropriate.



Clause 8.4 AC Line Conducted Emissions

According to EMC Basic Standard (EN 55032 Class-B)

1. For the table top EUT the distance to the reference ground plane (wall) should be 40 cm.
2. AC input line plugged into LISN.

EUT Operating Mode

USB Dongle part under normal operation

Results

Power Line (L, N)	EUT Operating mode or operating mode no.	Detector (Peak, AV, QP)	Additional (scan-) Information (e.g. Pre-test Fast scan, Maxhold, Final measurement.)	Result (Passed / Failed)
L=>GND	USB Dongle part under	QP & AV	--	Pass
N=>GND	normal operation	QP & AV	--	Pass

The frequency spectrum from 0.15MHz to 30MHz was investigated. All readings are quasi -peak values with a resolution bandwidth of 9 kHz

Temperature: 25°C

Humidity: 53% RH

The report refers only to the sample tested and does not apply to the bulk.

This report is issued in confidence to the client and it will be strictly treated as such by the SHENZHEN TIMEWAY TESTING LABORATORIES. It may not be reproduced rather in its entirety or in part and it may not be used for advertising. The client to whom the report is issued may, however, show or send it . or a certified copy there of prepared by the SHENZHEN TIMEWAY TESTING LABORATORIES. to his customer. Supplier or others persons directly concerned. SHENZHEN TIMEWAY TESTING LABORATORIES. will not, without the consent of the client enter into any discussion of correspondence with any third party concerning the contents of the report.

In the event of the improper use of the report. The SHENZHEN TIMEWAY TESTING LABORATORIES. reserves the rights to withdraw it and to adopt any other remedies which may be appropriate.



A: Conducted Emission on Live Terminal (150kHz to 30MHz)

EUT Operating Environment

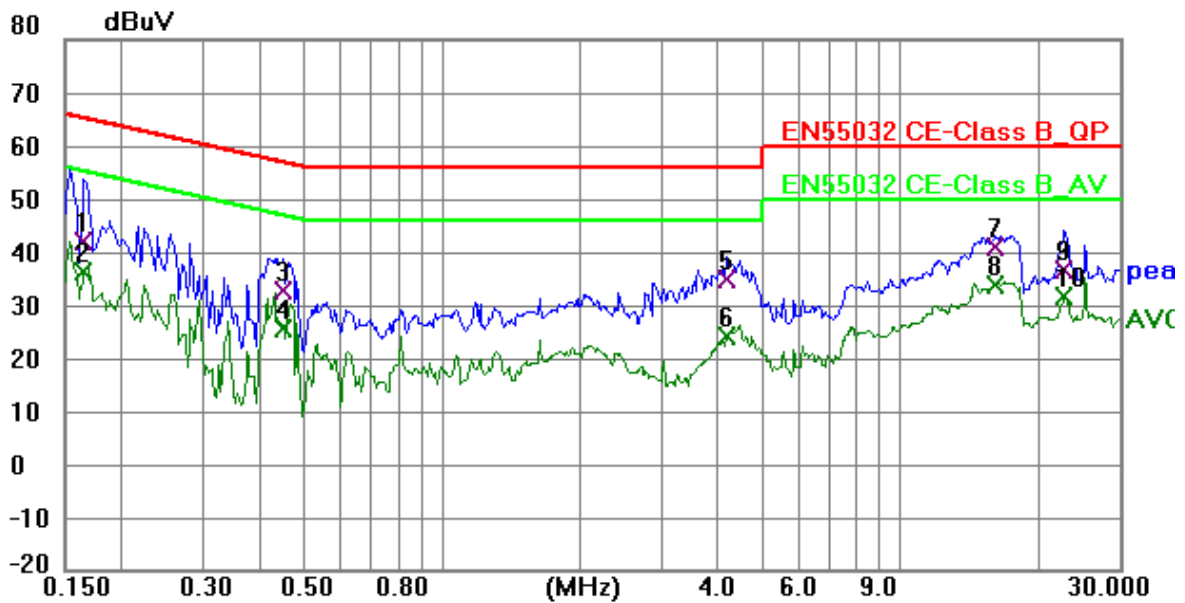
Temperature: 25°C Humidity: 75%RH Atmospheric Pressure: 101 kPa

EUT set Condition: Dongle under Normal operation mode

Equipment Level: Class B

Results: Pass

Please refer to following diagram for individual



No.	Frequency (MHz)	Reading (dBuV)	Factor (dB)	Level (dBuV)	Limit (dBuV)	Margin (dB)	Detector	P/F
1	0.1655	31.71	10.33	42.04	65.18	-23.14	QP	P
2	0.1655	25.90	10.33	36.23	55.18	-18.95	AVG	P
3	0.4503	22.22	10.39	32.61	56.87	-24.26	QP	P
4	0.4503	15.25	10.39	25.64	46.87	-21.23	AVG	P
5	4.1934	22.79	12.08	34.87	56.00	-21.13	QP	P
6	4.1934	11.90	12.08	23.98	46.00	-22.02	AVG	P
7	16.0572	25.36	15.41	40.77	60.00	-19.23	QP	P
8	16.0572	18.41	15.41	33.82	50.00	-16.18	AVG	P
9	22.7379	20.72	15.84	36.56	60.00	-23.44	QP	P
10	22.7379	15.89	15.84	31.73	50.00	-18.27	AVG	P

The report refers only to the sample tested and does not apply to the bulk.
 This report is issued in confidence to the client and it will be strictly treated as such by the SHENZHEN TIMEWAY TESTING LABORATORIES. It may not be reproduced in its entirety or in part and it may not be used for advertising. The client to whom the report is issued may, however, show or send it or a certified copy thereof prepared by the SHENZHEN TIMEWAY TESTING LABORATORIES to his customer. Supplier or others persons directly concerned. SHENZHEN TIMEWAY TESTING LABORATORIES will not, without the consent of the client enter into any discussion of correspondence with any third party concerning the contents of the report.
 In the event of the improper use of the report. The SHENZHEN TIMEWAY TESTING LABORATORIES reserves the rights to withdraw it and to adopt any other remedies which may be appropriate.



B: Conducted Emission on Neutral Terminal (150kHz to 30MHz)

EUT Operating Environment

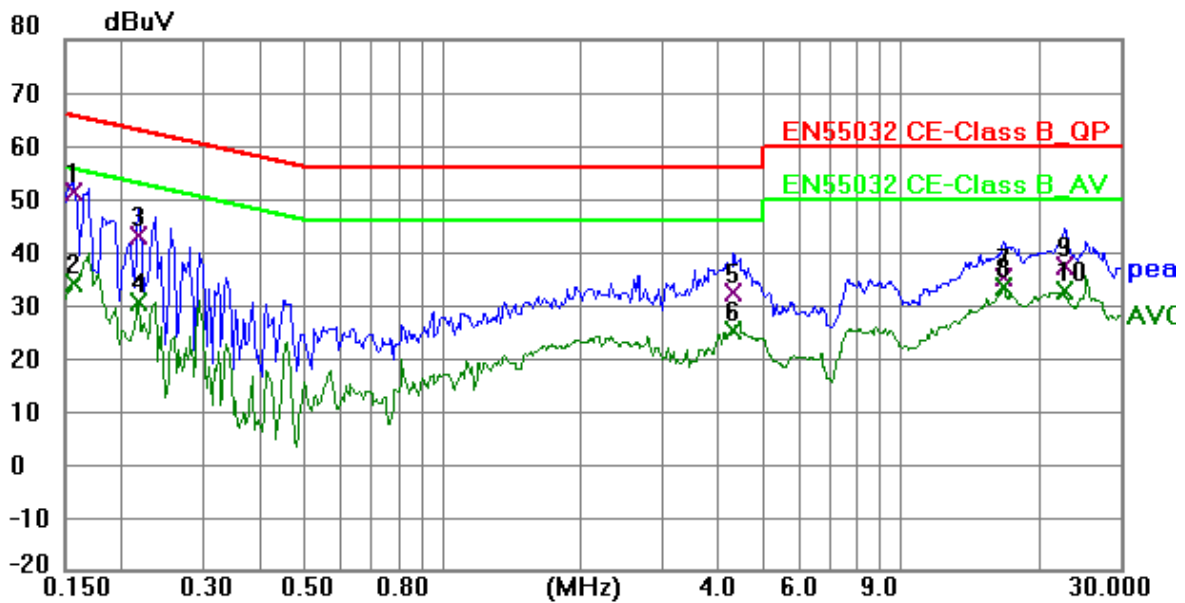
Temperature: 25°C Humidity: 75%RH Atmospheric Pressure: 101 kPa

EUT set Condition: Dongle under Normal operation mode

Equipment Level: Class B

Results: Pass

Please refer to following diagram for individual



No.	Frequency (MHz)	Reading (dBuV)	Factor (dB)	Level (dBuV)	Limit (dBuV)	Margin (dB)	Detector	P/F
1	0.1578	41.06	10.34	51.40	65.58	-14.18	QP	P
2	0.1578	23.79	10.34	34.13	55.58	-21.45	AVG	P
3	0.2163	32.87	10.32	43.19	62.96	-19.77	QP	P
4	0.2163	20.15	10.32	30.47	52.96	-22.49	AVG	P
5	4.3104	20.15	12.11	32.26	56.00	-23.74	QP	P
6	4.3104	13.22	12.11	25.33	46.00	-20.67	AVG	P
7	16.6967	19.58	15.57	35.15	60.00	-24.85	QP	P
8	16.6967	17.68	15.57	33.25	50.00	-16.75	AVG	P
9	22.5858	21.44	15.87	37.31	60.00	-22.69	QP	P
10	22.5858	16.74	15.87	32.61	50.00	-17.39	AVG	P

The report refers only to the sample tested and does not apply to the bulk.
 This report is issued in confidence to the client and it will be strictly treated as such by the SHENZHEN TIMEWAY TESTING LABORATORIES. It may not be reproduced in its entirety or in part and it may not be used for advertising. The client to whom the report is issued may, however, show or send it or a certified copy thereof prepared by the SHENZHEN TIMEWAY TESTING LABORATORIES to his customer. Supplier or others persons directly concerned. SHENZHEN TIMEWAY TESTING LABORATORIES will not, without the consent of the client enter into any discussion of correspondence with any third party concerning the contents of the report.
 In the event of the improper use of the report. The SHENZHEN TIMEWAY TESTING LABORATORIES reserves the rights to withdraw it and to adopt any other remedies which may be appropriate.



Clause 8.5 Harmonic Current Emissions

This test was performed as per EMC Basic Standard EN IEC 61000-3-2:2019+A1:2021

EUT Operating Mode

USB Dongle part Under Operating Mode

Results: N/A

Port	EUT Operating mode or operating mode no.	Result (Passed / Failed)
AC Input	USB Dongle part Under Operating Mode	N/A

Please see the following test figure:

Table 1 - Limit of Harmonics Current Measurement	
Limits for Class A equipment	
Harmonics order (n)	Max. permissible harmonics current (A)
Odd harmonics	
3	2.3
5	1.14
7	0.77
9	0.40
11	0.33
13	0.21
15<=n<=39	0.15 x 15/n
Even harmonics	
2	1.08
4	0.43
6	0.30
8<=n<=40	0.23 x 8/n

Note:

- For Class A equipment, the harmonics of the input current shall not exceed the absolute values given in table 1.
- For Class B equipment, the harmonics of the input current shall not exceed the values given in table 1 multiplied by factor of 1, 5.

Table 2 - Limit of Harmonics Current Measurement	
Limits for Class C equipment	
Harmonics order (n)	Max. permissible harmonics current expressed as a percentage of the input current at the fundamental frequency (A)

The report refers only to the sample tested and does not apply to the bulk.

This report is issued in confidence to the client and it will be strictly treated as such by the SHENZHEN TIMEWAY TESTING LABORATORIES. It may not be reproduced rather in its entirety or in part and it may not be used for advertising. The client to whom the report is issued may, however, show or send it . or a certified copy there of prepared by the SHENZHEN TIMEWAY TESTING LABORATORIES. to his customer. Supplier or others persons directly concerned. SHENZHEN TIMEWAY TESTING LABORATORIES. will not, without the consent of the client enter into any discussion of correspondence with any third party concerning the contents of the report.

In the event of the improper use of the report. The SHENZHEN TIMEWAY TESTING LABORATORIES. reserves the rights to withdraw it and to adopt any other remedies which may be appropriate.



Odd harmonics only	
2	2
3	$30 \times \lambda^*$
5	10
7	7
9	5
$11 \leq n \leq 39$	3

Note: The harmonic current limits of lighting equipment shall not exceed the relative limits given in table 2.

Table 3 - Limit of Harmonics Current Measurement		
Limits for Class D equipment		
Harmonics order (n)	Maximum permissible harmonic current per watt mA/W	Maximum permissible harmonic current A
Odd harmonics only		
3	3.4	2.30
5	1.9	1.14
7	1.0	0.77
9	0.5	0.40
11	0.35	0.33
$13 \leq n \leq 39$	$3.85/n$	See table 1
$11 \leq n \leq 39$	3	

Note: The harmonic of the input current shall not exceed the values that can be derived form table 3.

Test Equipment

Please refer to Section 6 this report.

Test Procedure

- a. The EUT was placed on the top of a wooden table 0.8 meters above the ground and operated to produce the maximum harmonic components under normal operating conditions for each successive harmonic component in turn.
- b. The EUT is classified as follows:
 - Class A Balanced three-phase equipment and all other equipment, except that stated in one of the following classes.
 - Class B Portable tools.
 - Class C Lighting equipment, including dimming devices.
 - Class D Equipment having an input current with “special wave shape” and an active input power, $P \leq 600W$

Note: Due to DC operation. This test item not applicable.

The report refers only to the sample tested and does not apply to the bulk.
This report is issued in confidence to the client and it will be strictly treated as such by the SHENZHEN TIMEWAY TESTING LABORATORIES. It may not be reproduced rather in its entirety or in part and it may not be used for advertising. The client to whom the report is issued may, however, show or send it . or a certified copy there of prepared by the SHENZHEN TIMEWAY TESTING LABORATORIES. to his customer. Supplier or others persons directly concerned. SHENZHEN TIMEWAY TESTING LABORATORIES. will not, without the consent of the client enter into any discussion of correspondence with any third party concerning the contents of the report.
In the event of the improper use of the report. The SHENZHEN TIMEWAY TESTING LABORATORIES. reserves the rights to withdraw it and to adopt any other remedies which may be appropriate.



Clause 8.6 Flicker and Voltage Fluctuation

This test was performed as per EMC Basic Standard EN 61000-3-3:2013+A2:2021+AC:2022-01

Environmental conditions: Temperature: 25°C; Humidity: 50%RH

EUT Operating Mode

USB Dongle part Under Operating Mode

Results

Port	EUT Operating mode or operating mode no.	Result (Passed / Failed)
AC Input	USB Dongle part Under Operating Mode	N/A

Please refer to the following test figure

Test Equipment

Please refer to Section 6 this report.

Test Procedure

- a.. The EUT was placed on the top of a wooden table 0.8 meters above the ground and operated to produce the most unfavorable sequence of voltage changes under normal operating conditions.
- b. During the flick measurement, the measure time shall include that part of whole operation cycle in which the EUT 10 minutes and the observation period for long- term flicker indicator is 2 hours.

Note: Tests need not be made on equipment which is unlikely to produce significant voltage fluctuations or flicker.

The report refers only to the sample tested and does not apply to the bulk.

This report is issued in confidence to the client and it will be strictly treated as such by the SHENZHEN TIMEWAY TESTING LABORATORIES. It may not be reproduced rather in its entirety or in part and it may not be used for adverting. The client to whom the report is issued may, however, show or send it . or a certified copy there of prepared by the SHENZHEN TIMEWAY TESTING LABORATORIES. to his customer. Supplier or others persons directly concerned. SHENZHEN TIMEWAY TESTING LABORATORIES. will not, without the consent of the client enter into any discussion of correspondence with any third party concerning the contents of the report.

In the event of the improper use of the report. The SHENZHEN TIMEWAY TESTING LABORATORIES. reserves the rights to withdraw it and to adopt any other remedies which may be appropriate.



Clause 9.2 Immunity Test – Radiated, RF Electromagnetic Field

According to EMC Basic Standard (EN 61000-4-3[9])

USB Dongle part at Operating Mode and Mouse at Operating Mode

Environmental conditions: Temperature: 25°C; Humidity: 50%RH

Type of Port: Enclosure

Performance Criterion: CT/CR

The distance between the turn-table axis and Tx&Rx-antenna is 3m.

Field strength = 3V/m

Start Frequency = 80MHz Stop Frequency = 6000MHz

Frequency Step = lin 1MHz

Modulation = AM, 400Hz, 1kHz, 80%

Results

Frequency (MHz)	Antenna Polarity	Radiation to	Reaction of the EUT During and after test	Result
80-6000	Horizontal	Front	No reactions recognized	Passed
80-6000	Vertical	Front	No reactions recognized	Passed
80-6000	Horizontal	Rear	No reactions recognized	Passed
80-6000	Vertical	Rear	No reactions recognized	Passed
80-6000	Horizontal	Left	No reactions recognized	Passed
80-6000	Vertical	Left	No reactions recognized	Passed
80-6000	Horizontal	Right	No reactions recognized	Passed
80-6000	Vertical	Right	No reactions recognized	Passed

Note: Performance criteria A observed.

Test Equipment

Please refer to Section 6 this report.

Test Procedure

The EUT and load, which are placed on a table that is 0.8 meter above ground, are placed with one coincident with

The calibration plane such that the distance from antenna to the EUT was 3 meters.

Both horizontal and vertical polarization of the antenna and four sides of the EUT are set on measurement.

In order to judge the EUT performance, a CCD camera is used to monitor EUT screen.

The report refers only to the sample tested and does not apply to the bulk.

This report is issued in confidence to the client and it will be strictly treated as such by the SHENZHEN TIMEWAY TESTING LABORATORIES. It may not be reproduced rather in its entirety or in part and it may not be used for advertising. The client to whom the report is issued may, however, show or send it . or a certified copy there of prepared by the SHENZHEN TIMEWAY TESTING LABORATORIES. to his customer. Supplier or others persons directly concerned. SHENZHEN TIMEWAY TESTING LABORATORIES. will not, without the consent of the client enter into any discussion of correspondence with any third party concerning the contents of the report.

In the event of the improper use of the report. The SHENZHEN TIMEWAY TESTING LABORATORIES. reserves the rights to withdraw it and to adopt any other remedies which may be appropriate.



Clause 9.3 Electrostatic Discharge

According to EMC basic standard (EN61000-4-2[10])

USB Dongle part at Operating Mode and Mouse at Operating Mode

Environmental conditions: Temperature: 24°C; Humidity: 50%RH

Type of Port: Enclosure, Wheel, Keys, Screw, USB Port

Performance Criterion: TT/TR

For the table top EUT the distance to the reference ground plane should be 80 cm.

Direct contact discharge on conducting surfaces of EUT

Indirect air discharge on insulating surfaces of EUT

±2kV, ±4kV direct discharge & ±2kV, ±4kV, ±8kV air discharge

Test Results

Item	Contact Discharge to conducted surfaces and to coupling planes		Air Discharge at insulating surfaces
	Direct Contact Discharge	Indirect Contact Discharge	
Test Voltage	Reaction of EUT / Result	Reaction of EUT / Result	Reaction of EUT / Result
+2kV	n.r.r Passed	n.r.r Passed	n.r.r Passed
-2kV	n.r.r Passed	n.r.r Passed	n.r.r Passed
+4kV	n.r.r Passed	n.r.r Passed	n.r.r Passed
-4kV	n.r.r Passed	n.r.r Passed	n.r.r Passed
+8kV	-	-	n.r.r Passed
-8kV	-	-	n.r.r Passed

Remarks: n.r.r. = no reaction recognized

Performance Criteria A observed and No any function degraded during the tests.

The report refers only to the sample tested and does not apply to the bulk.

This report is issued in confidence to the client and it will be strictly treated as such by the SHENZHEN TIMEWAY TESTING LABORATORIES. It may not be reproduced rather in its entirety or in part and it may not be used for advertising. The client to whom the report is issued may, however, show or send it . or a certified copy there of prepared by the SHENZHEN TIMEWAY TESTING LABORATORIES. to his customer. Supplier or others persons directly concerned. SHENZHEN TIMEWAY TESTING LABORATORIES. will not, without the consent of the client enter into any discussion of correspondence with any third party concerning the contents of the report.

In the event of the improper use of the report. The SHENZHEN TIMEWAY TESTING LABORATORIES. reserves the rights to withdraw it and to adopt any other remedies which may be appropriate.



Clause 9.4 Fast Transients Common Mode

According to EMC basic standard (EN61000-4-4 [11])

USB Dongle part Under Operating Mode

Environmental conditions: Temperature: 25°C; Humidity: 51%RH

Type of Port: AC mains power input/output port

Performance Criterion: TT/TR

For the table top EUT the distance to the reference ground plane should be 10 cm.

The test level for ac mains power input ports shall be 1kV open circuit.

Test Setup

Burst on Power Line (direct injection)

Test Results

Adjustment on UCS 500 M4: Trigger “AUTO”, Burst length: 15ms			Test Time:		60s for every voltage and polarity 120s for every voltage and polarity			
Testing on power Line (direct injection)		Reaction of The Test Object During and after Test						Result
Test Voltage	Repetition Frequency	L1 =>GND (+ =>GND)	L2=> GND	L3=> GND	N=> GND	PE=> GND	L1, N, => GND	
-0.5kV	5kHz	n.r.r	N/A	N/A	n.r.r	N/A	n.r.r	Pass
+0.5kV	5kHz	n.r.r	N/A	N/A	n.r.r	N/A	n.r.r	Pass
-1.0kV	5kHz	n.r.r	N/A	N/A	n.r.r	N/A	n.r.r	Pass
+1.0kV	5kHz	n.r.r	N/A	N/A	n.r.r	N/A	n.r.r	Pass

The report refers only to the sample tested and does not apply to the bulk.
 This report is issued in confidence to the client and it will be strictly treated as such by the SHENZHEN TIMEWAY TESTING LABORATORIES. It may not be reproduced rather in its entirety or in part and it may not be used for advertising. The client to whom the report is issued may, however, show or send it . or a certified copy there of prepared by the SHENZHEN TIMEWAY TESTING LABORATORIES. to his customer. Supplier or others persons directly concerned. SHENZHEN TIMEWAY TESTING LABORATORIES. will not, without the consent of the client enter into any discussion of correspondence with any third party concerning the contents of the report.
 In the event of the improper use of the report. The SHENZHEN TIMEWAY TESTING LABORATORIES. reserves the rights to withdraw it and to adopt any other remedies which may be appropriate.



Clause 9.5 RF Common Mode

According to EMC basic standard (EN61000-4-6 [10])

USB Dongle part Under Operating Mode

Environmental conditions: Temperature: 25°C; Humidity: 51%RH

Type of Port: AC mains power input/output port

Performance Criterion: CT/CR

Start Frequency = 150KHz Stop Frequency = 80MHz

Frequency Step = 50kHz in the range of 150kHz-5MHz

1% increment in the range of 5MHz-80MHz

Modulation = AM, 400Hz, 1kHz, 80%

Test Setup

Injection via CDN or BIC clamp

Test Results

Injection On	Injection Via	Reaction of the EUT During and after test	Result
AC input power line	CDN	No reactions recognized	Pass

The report refers only to the sample tested and does not apply to the bulk.
This report is issued in confidence to the client and it will be strictly treated as such by the SHENZHEN TIMEWAY TESTING LABORATORIES. It may not be reproduced rather in its entirety or in part and it may not be used for advertising. The client to whom the report is issued may, however, show or send it or a certified copy thereof prepared by the SHENZHEN TIMEWAY TESTING LABORATORIES to his customer. Supplier or others persons directly concerned. SHENZHEN TIMEWAY TESTING LABORATORIES will not, without the consent of the client enter into any discussion of correspondence with any third party concerning the contents of the report.
In the event of the improper use of the report. The SHENZHEN TIMEWAY TESTING LABORATORIES reserves the rights to withdraw it and to adopt any other remedies which may be appropriate.



Clause 9.7 Voltage Dips

According to EMC basic standard (EN61000-4-11 [13])

USB Dongle part Under Operating Mode

Environmental conditions: Temperature: 24°C; Humidity: 49%RH

Type of Port: AC mains power input/output port

Performance Criterion: TT/TR

For the table top EUT the distance to the reference ground plane should be 80 cm.

The test level shall be- a vol. Reduction of the supply vol. 100% for 10ms, 100% for 20ms, 30% for 500ms

And 100% for 5000ms

Test Results

Voltage Dip:

Test Level % Ut	Reduction	Duration (periods)	Phase Angle	Reaction of EUT during and after Test	Result
0	100%	10ms	0° - 360°	n.r.r- performance criteria A observed	Pass
0	100%	20ms	0° - 360°	n.r.r- performance criteria A observed	Pass
70	30%	500ms	0° - 360°	n.r.r- performance criteria A observed	Pass

Voltage Interceptions:

Test Level % Ut	Reduction	Duration (periods)	Phase Angle	Reaction of EUT during and after Test	Result
0	100%	5000ms	0° - 360°	n.r.r- performance criteria B observed	Pass

The report refers only to the sample tested and does not apply to the bulk.

This report is issued in confidence to the client and it will be strictly treated as such by the SHENZHEN TIMEWAY TESTING LABORATORIES. It may not be reproduced rather in its entirety or in part and it may not be used for advertising. The client to whom the report is issued may, however, show or send it . or a certified copy there of prepared by the SHENZHEN TIMEWAY TESTING LABORATORIES. to his customer. Supplier or others persons directly concerned. SHENZHEN TIMEWAY TESTING LABORATORIES. will not, without the consent of the client enter into any discussion of correspondence with any third party concerning the contents of the report.

In the event of the improper use of the report. The SHENZHEN TIMEWAY TESTING LABORATORIES. reserves the rights to withdraw it and to adopt any other remedies which may be appropriate.



Clause 9.8 Surges Common & Differential Mode (1-phase)

According to EMC basic standard (EN61000-4-5 [14])

USB Dongle part Under Operating Mode

Environmental conditions: Temperature: 25°C; Humidity: 50%RH

Type of Port: AC mains power input/output port

Performance Criterion: TT/TR

For the table top EUT the distance to the reference ground plane should be 80 cm.

1KV open circuit for common mode & 0.5kV open circuit for differential mode.

Test Results

5 pulses for each polarity and test voltage, alternating and negative/positive, triggered in case of AC- powerline: 0°, 45°, 90°, 180°, 270°, referred to the line frequency. (L1)

Repetition rate is 1 per min.

Test Voltage	Reaction of the test object during and after test by trigger angle/pulse no.(coupling on DC-lines =>trigger angle not relevant).					Result
	0°/pulse no1, 2	45°/pulse, no.3, 4	90°/pulse, no. 5, 6	180°/pulse, no. 7, 8	270°/pulse, no. 9, 10	
Capacitive coupling on AC line: L1=>N or DC lines lines +=>- (Ri=2 Ω /C =18uF)						
-0.5kV	No reaction	No reaction	No reaction	No reaction	No reaction	Pass
+0.5kV	Recognized	Recognized	Recognized	Recognized	Recognized	
-1.0kV	No reaction	No reaction	No reaction	No reaction	No reaction	Pass
+1.0kV	Recognized	Recognized	Recognized	Recognized	Recognized	
-2.0KV	N/A	N/A	N/A	N/A	N/A	N/A
+2.0kV						
- kV	N/A	N/A	N/A	N/A	N/A	N/A
+kV						

The report refers only to the sample tested and does not apply to the bulk.

This report is issued in confidence to the client and it will be strictly treated as such by the SHENZHEN TIMEWAY TESTING LABORATORIES. It may not be reproduced rather in its entirety or in part and it may not be used for advertising. The client to whom the report is issued may, however, show or send it . or a certified copy there of prepared by the SHENZHEN TIMEWAY TESTING LABORATORIES. to his customer. Supplier or others persons directly concerned. SHENZHEN TIMEWAY TESTING LABORATORIES. will not, without the consent of the client enter into any discussion of correspondence with any third party concerning the contents of the report.

In the event of the improper use of the report. The SHENZHEN TIMEWAY TESTING LABORATORIES. reserves the rights to withdraw it and to adopt any other remedies which may be appropriate.



3.0 CE Mark label specification

Text of the mark is black or white in color and is left justified. Labels are printed in indelible ink on permanent adhesive backing and shall be affixed at a conspicuous location on the EUT or silk-screened onto the EUT.



Mark Location: Rear enclosure



4. Photographs – Test Setup


4.1 Photograph – Conducted Test Setup:



The report refers only to the sample tested and does not apply to the bulk.
This report is issued in confidence to the client and it will be strictly treated as such by the SHENZHEN TIMEWAY TESTING LABORATORIES. It may not be reproduced rather in its entirety or in part and it may not be used for advertising. The client to whom the report is issued may, however, show or send it . or a certified copy there of prepared by the SHENZHEN TIMEWAY TESTING LABORATORIES. to his customer. Supplier or others persons directly concerned. SHENZHEN TIMEWAY TESTING LABORATORIES. will not, without the consent of the client enter into any discussion of correspondence with any third party concerning the contents of the report.
In the event of the improper use of the report. The SHENZHEN TIMEWAY TESTING LABORATORIES. reserves the rights to withdraw it and to adopt any other remedies which may be appropriate.



4.2 Photograph – Radiated Emission Test Setup:



The report refers only to the sample tested and does not apply to the bulk.
This report is issued in confidence to the client and it will be strictly treated as such by the SHENZHEN TIMEWAY TESTING LABORATORIES. It may not be reproduced rather in its entirety or in part and it may not be used for advertising. The client to whom the report is issued may, however, show or send it . or a certified copy there of prepared by the SHENZHEN TIMEWAY TESTING LABORATORIES. to his customer. Supplier or others persons directly concerned. SHENZHEN TIMEWAY TESTING LABORATORIES. will not, without the consent of the client enter into any discussion of correspondence with any third party concerning the contents of the report.
In the event of the improper use of the report. The SHENZHEN TIMEWAY TESTING LABORATORIES. reserves the rights to withdraw it and to adopt any other remedies which may be appropriate.

4.3 Photograph –ESD Test Setup



The report refers only to the sample tested and does not apply to the bulk.
This report is issued in confidence to the client and it will be strictly treated as such by the SHENZHEN TIMEWAY TESTING LABORATORIES. It may not be reproduced rather in its entirety or in part and it may not be used for advertising. The client to whom the report is issued may, however, show or send it . or a certified copy there of prepared by the SHENZHEN TIMEWAY TESTING LABORATORIES. to his customer. Supplier or others persons directly concerned. SHENZHEN TIMEWAY TESTING LABORATORIES. will not, without the consent of the client enter into any discussion of correspondence with any third party concerning the contents of the report.
In the event of the improper use of the report. The SHENZHEN TIMEWAY TESTING LABORATORIES. reserves the rights to withdraw it and to adopt any other remedies which may be appropriate.



6.0 List of Measurement Equipment

6.1 Conducted Emission Test

Name	Model No.	Serial No.	Manufacturer	Calibration Date	Calibration Cycle
EMI Test Receiver	ESCS 30	834115/006	RS	2025.07.11	1Year
LISN	NNB42	00012	SCHFFNER	2025.07.11	1Year

6.2 Radiated Disturbance Test

Name	Model No	Serial No.	Manufacturer	Calibration Date	Calibration Cycle
EMI Test Receiver	ESPI 3	100379	RS	2025.07.11	1Year
Spectrum Analyzer	E4407B	MY50441392	HP/Agilent	2025.07.11	1Year
Amplifier	BBV9743	#218	HP/Agilent	2025.07.11	1Year
Bilog Antenna	VULB9163	9163/340	Schwarebeck	2025.07.17	3Year
Horn Antenna	BBHA 9120D	9120D-631	RS	2025.07.17	3Year
Amplifier	8449B	3008A00160	HP/Agilent	2025.07.11	1Year

6.3 Harmonic & Flicker Test

Name	Model No.	Serial No.	Manufacturer	Calibration Date	Calibration Cycle
Harmonics Flicker Test System	PACS-1	72305	CI	2025.07.11	1Year
5K VA AC Power Source	5001iX	56060	CI	2025.07.11	N/A

6.4 ESD Test

Name	Model No.	Serial No.	Manufacturer	Calibration Date	Calibration Cycle
ESD Simulator	DITO	0404-24	EM TEST	2025.07.11	1Year

6.5 RF field Strength Susceptibility

Name	Model No.	Serial No.	Manufacturer	Calibration Date	Calibration Cycle
Signal Generator	SMT03	100059	RS	2025.07.11	1Year
Power Meter	NRVS	---	RS	2025.07.11	1Year
Voltage Probe	URV5-Z2	100012	RS	2025.07.11	1Year
Voltage Probe	URV5-Z2	100013	RS	2025.07.11	1Year

The report refers only to the sample tested and does not apply to the bulk.

This report is issued in confidence to the client and it will be strictly treated as such by the SHENZHEN TIMEWAY TESTING LABORATORIES. It may not be reproduced rather in its entirety or in part and it may not be used for advertising. The client to whom the report is issued may, however, show or send it or a certified copy thereof prepared by the SHENZHEN TIMEWAY TESTING LABORATORIES to his customer. Supplier or others persons directly concerned. SHENZHEN TIMEWAY TESTING LABORATORIES will not, without the consent of the client enter into any discussion of correspondence with any third party concerning the contents of the report.

In the event of the improper use of the report. The SHENZHEN TIMEWAY TESTING LABORATORIES reserves the rights to withdraw it and to adopt any other remedies which may be appropriate.



Power Amplifier	150W1000	300999	AR	2025.07.11	1Year
Power Amplifier	25S1G4AM1	305993	AR	2025.07.11	1Year
Field Probe	CBL6111C	2576	Holaday	2025.07.11	1Year
Bilog Antenna	MCDC	---	Chase	2025.07.11	1Year

6.6 Electrical Fast Transient/Burst (EFT/B) Immunity test

Name	Model No.	Serial No.	Manufacturer	Calibration Date	Calibration Cycle
EFT Generator	UCS 500 M4	0304-42	EM TEST	2025.07.11	1Year
Power Source	MV2616	0104-14	EM TEST	2025.07.11	1Year

6.7 Surge Test

Name	Model No.	Serial No.	Manufacturer	Calibration Date	Calibration Cycle
Ultra Compact Simulator	UCS 500 M4	0304-42	EM TEST	2025.07.11	1Year
Power Source	MV2616	0104-14	EM TEST	2025.07.11	1Year

6.8 Conducted Immunity Test

Name	Model No.	Serial No.	Manufacturer	Calibration Date	Calibration Cycle
Continuous Wave Simulator	CWS 500C	0407-05	EM TEST	2025.07.11	1 Year

6.9 Voltage Dips/Interruption Immunity Test

Name	Model No.	Serial No.	Manufacturer	Calibration Date	Calibration Cycle
Ultra Compact Simulator	UCS 500 M4	0304-42	EM TEST	2025.07.11	1 Year
Power Source	MV2616	0104-14	EM TEST	2025.07.11	1 Year

End of the report

The report refers only to the sample tested and does not apply to the bulk.
This report is issued in confidence to the client and it will be strictly treated as such by the SHENZHEN TIMEWAY TESTING LABORATORIES. It may not be reproduced rather in its entirety or in part and it may not be used for advertising. The client to whom the report is issued may, however, show or send it or a certified copy thereof prepared by the SHENZHEN TIMEWAY TESTING LABORATORIES to his customer. Supplier or others persons directly concerned. SHENZHEN TIMEWAY TESTING LABORATORIES will not, without the consent of the client enter into any discussion of correspondence with any third party concerning the contents of the report.
In the event of the improper use of the report. The SHENZHEN TIMEWAY TESTING LABORATORIES reserves the rights to withdraw it and to adopt any other remedies which may be appropriate.